



# FASD: CURRENT SITUATION IN LATVIA

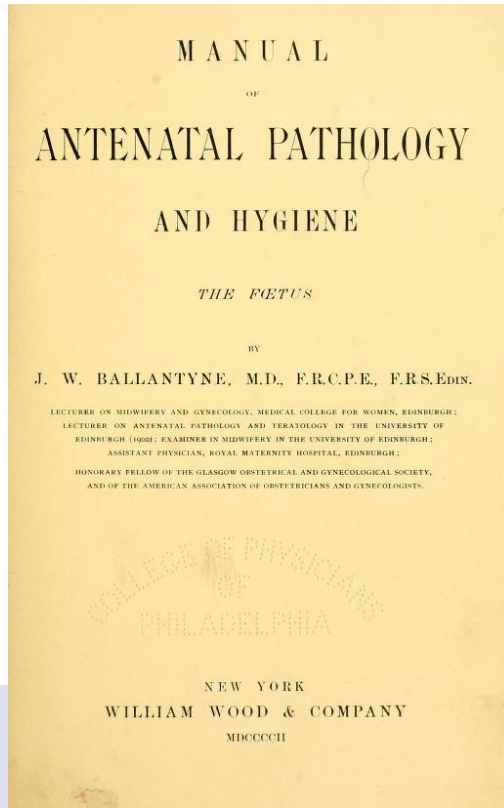
Dr.med. Ilze Kreicberga

September 26, 2014

Vilnius

# PRENATAL CARE

In 1788 in Paris poor pregnant women were settled in *Hotel Dieu un Hospital Salpetrione* till delivery



In 1901 *John William Ballentyne* emphasized importance of antenatal care



# ACTUALITY OF THE ISSUE


**Perinatal data** are undertaken as significant indicators of health and social development.

There is an increase in requirements regarding issues of **the quality of life**



# LATVIA – A MEMBER STATE OF THE EU

In 2013 in Latvia were 20 089 deliveries, 8550 in Riga  
What are the circumstances of pregnancy?



Riga in 1650. Drawing by Johann Christoph Brotze



<http://www.latviancapitalcity.com/about-riga/>



Riga – the capital of Latvia

# ANTENATAL CARE IN LATVIA

## Strengths

- > Sufficient coverage around Latvia
- > Minimum care defined in state regulatory documents
- > Low rate of patients without antenatal care < 3%

## Weaknesses

- > Large number of care providers
- > No stated indicators for the quality of care
- > Insufficient feedback





# RIGA MATERNITY HOSPITAL

- > The **largest antenatal care** clinics in Latvia
- > Outpatient Centre of **Prenatal care**, reference centre for antenatal diagnosis
- > The **largest maternity institution** of Latvia providing care of 33% deliveries (6633 in 2013)
- > **Perinatal care centre**



# WOMEN SURVEY IN 2013 IN THE RIGA MATERNITY HOSPITAL

- 1. 602 women** participated
- Pregnancy exposure to:
  - > Tobacco smoking
  - > **Alcohol consumption**
  - > Illicit drug use
- 3. Advices** of medical care providers regarding the issues



## WERE YOU QUESTIONED REGARDING ...

1. **Yes – 556 (92,45%)**

2. No (7,6%)

## WERE YOU INFORMED REGARDING NEGATIVE IMPACT

1. Tobacco smoking – 343 (57%)

2. **Alcohol consumption – 328 (54,5%)**

3. Illicit drugs – 321 (53,3%)

4. No – 254 (42,2%)

5. Do not know – 4 (0,7%)



<http://www.dietinpregnancy.co.uk/pregnancy/smoking-in-pregnancy.html>

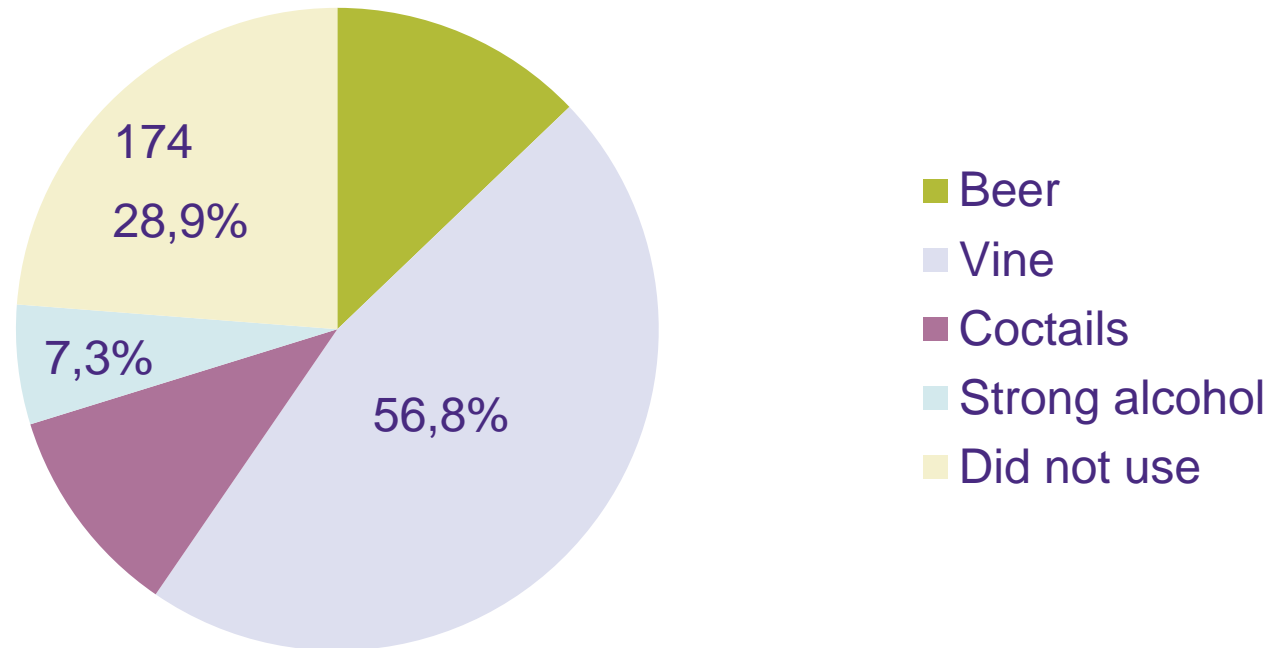


tirgus un sabiedriskās domas pētījumu centrs  
marketing and public opinion research centre

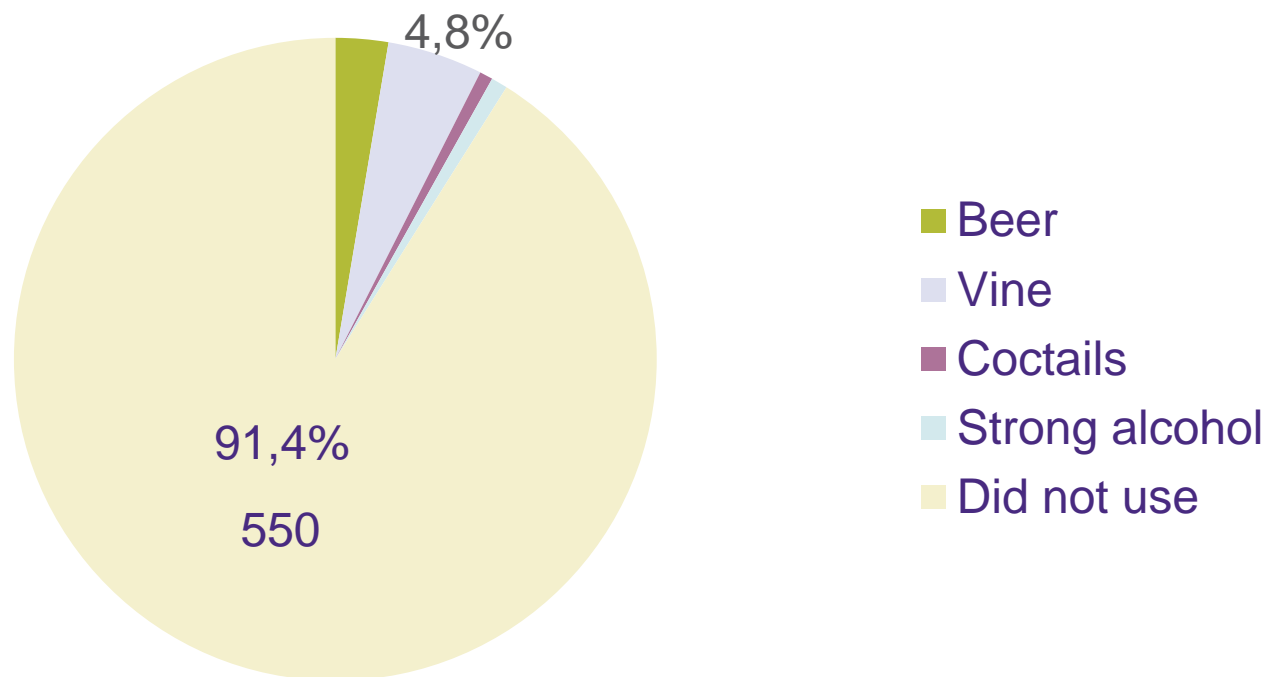




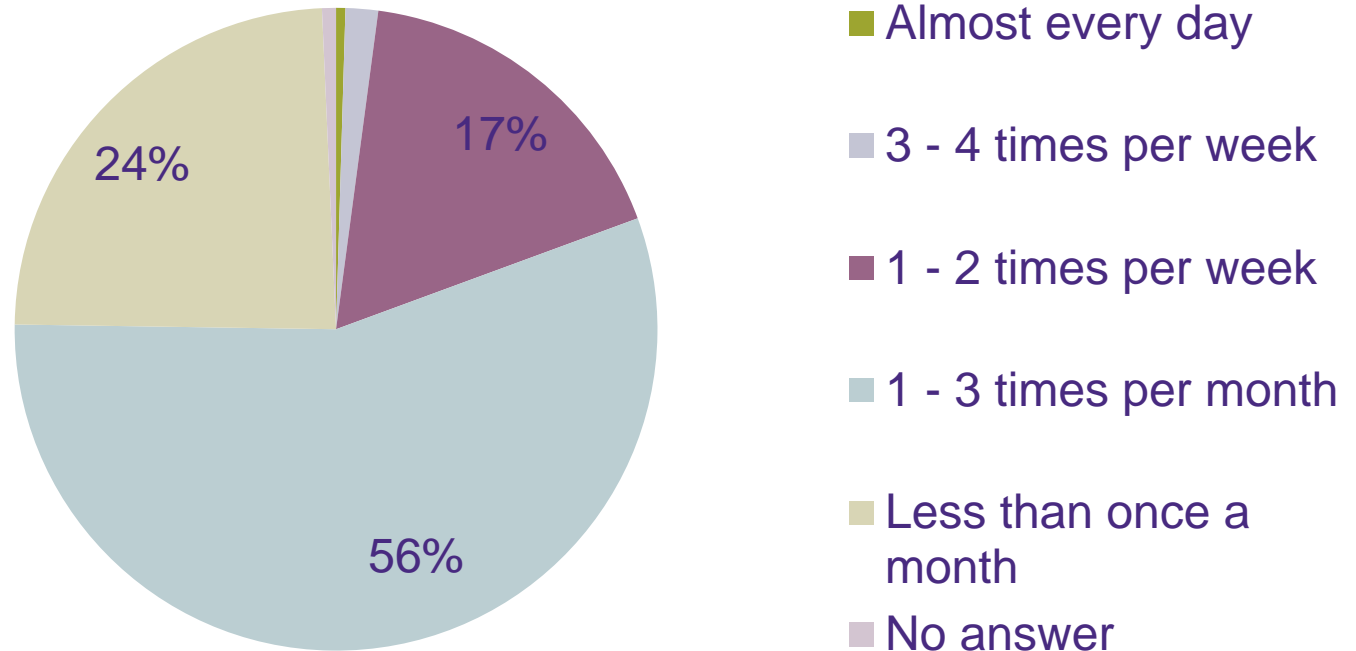
## 3 MONTHS PRIOR TO PREGNANCY



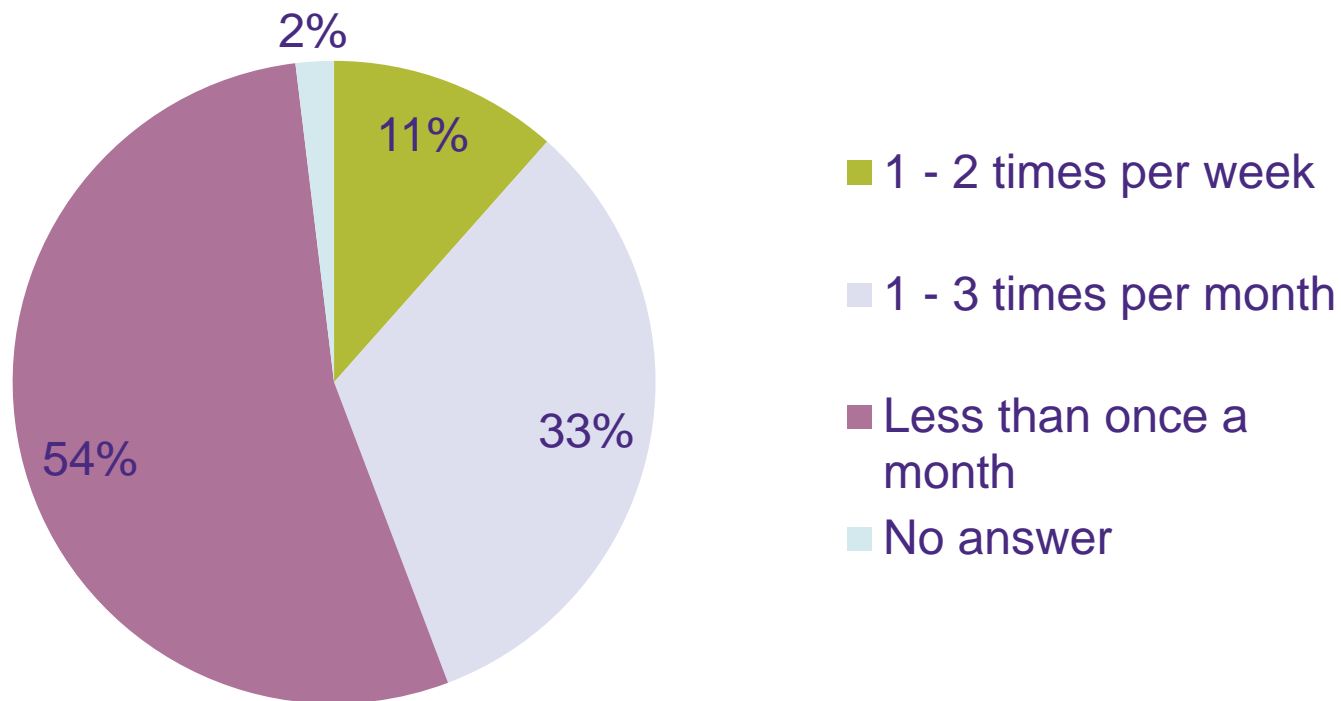
# DURING THE 1ST TRIMESTER OF PREGNANCY



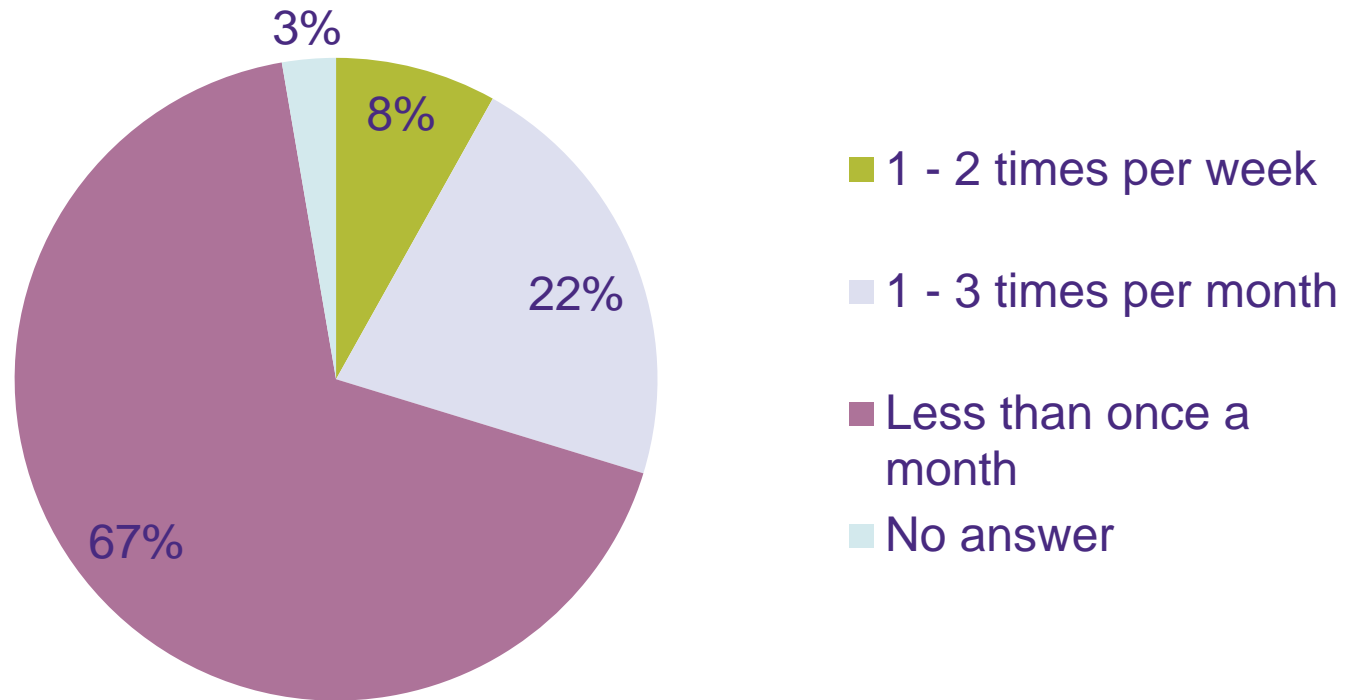
# DESCRIBE YOUR ALCOHOL CONSUMPTION RATES 3 MO PRIOR TO PREGNANCY



# DESCRIBE YOUR ALCOHOL CONSUMPTION RATES IN THE 1ST TRIMESTER OF PREGNANCY

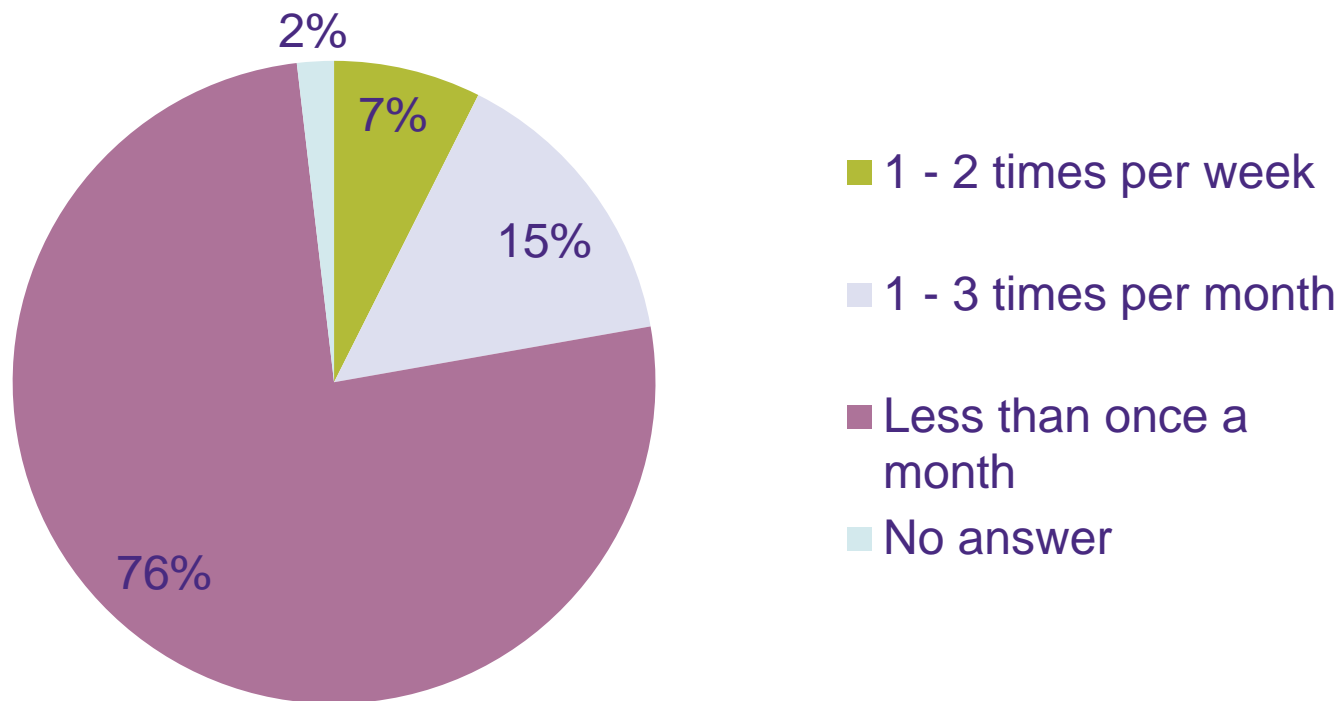


# DESCRIBE YOUR ALCOHOL CONSUMPTION RATES IN THE 2ND TRIMESTER OF PREGNANCY





# DESCRIBE YOUR ALCOHOL CONSUMPTION RATES IN THE 3RD TRIMESTER OF PREGNANCY



# THE AVERAGE CONSUMPTION OF DOSES

	Average	Mean	Min	Max
Prior to pregnancy	1,72	1,5	0,2	8,0
Ist trimester	1,24	1,0	0	6,6
IInd trimester	0,87	1,0	0	1,5
IIIrd trimester	0,9	1,0	0	3,0



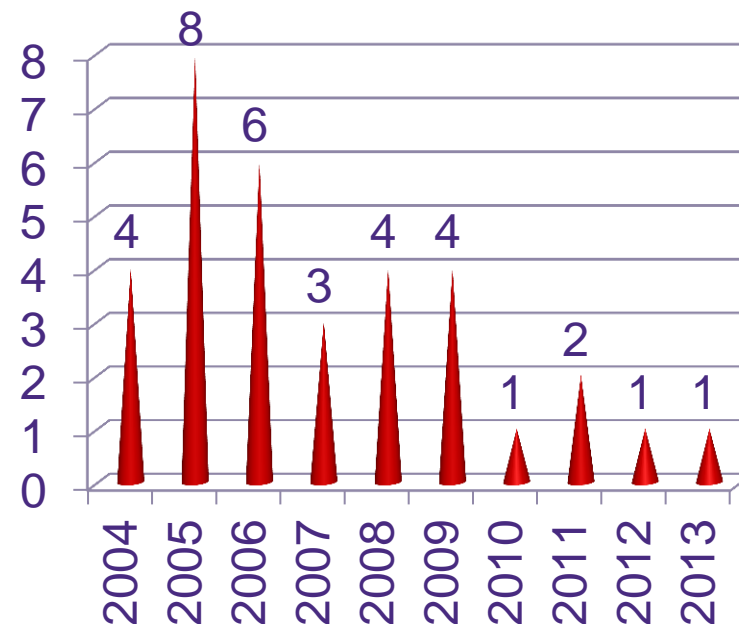
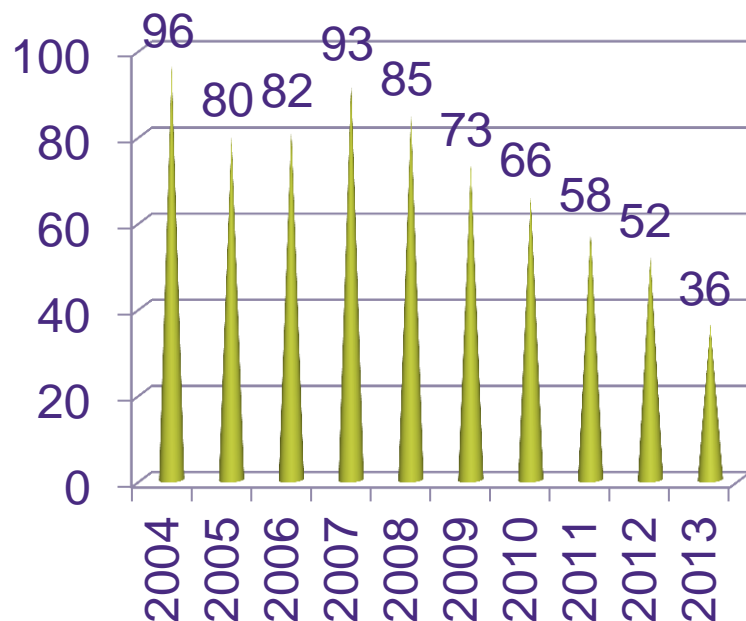
# DATA FROM NEONATAL REGISTER 2013: MATERNAL HISTORY OF ALCOHOL USE

Cases of live born

**0,35%**

Stillbirth cases

**2,56%**



# FASD AND FAS IN NUMBERS: ARE THEY RELEVANT?

Year	FASD = P04.3	FAS = Q86.0
2004	8	2
2005	9	1
2006	4	0
2007	4	1
2008	4	2
2009	2	2
2010	7	1
2011	2	1
2012	3	1
2013	1	3



Data from The Centre for Disease Prevention and Control (CDPC) of Latvia

**THANKS  
FOR  
ATTENTION**

